

# Washing modern cloth diapers (MCDs) with **krya**<sup>TM</sup>

Krya Consumer Products LLP  
Jammi Buildings, No.121, R.H Road, Mylapore, Chennai - 600 004  
Ph.No: 044-2499 0381  
[www.krya.in](http://www.krya.in)  
Email: [goodies@krya.in](mailto:goodies@krya.in)

# What is an MCD (Modern cloth Diaper) ?


An MCD is a nifty, sustainable version of a disposable diaper that can be used exactly like a disposable diaper.

It has a waterproof outer cover made of TPU or PUL, sometimes a “stay dry” inner layer made of fleece or suede cloth, and absorbent “inserts” that can be made of microfibre, bamboo, hemp or cotton or a mix of these.



Many families have successfully migrated completely to MCDs finding that they work as well as disposables offering greater benefits for the baby and the planet.

Besides, MCDs come in great colours and fetching prints, that make quite the statement.



# How to wash your MCDs with Krya™



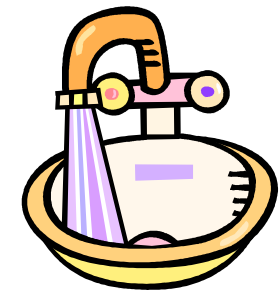
When the diaper is full or dirty, shake poop (if any) into the toilet and store in a dry bucket



To contain weird smells, store dirty diapers in a covered bucket. But make sure you wash them every 2 days because a covered bucket enhances the ammonia in a dirty diaper.



Pre-rinse cold in plain water by hand or in a machine to remove all soaked pee

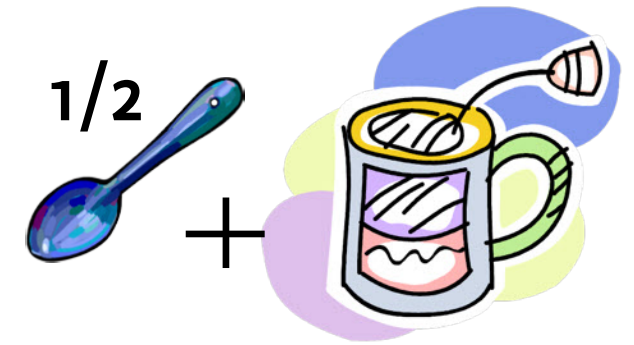


If your machine does not have a pre-rinse cycle, set the cycle to a 10 minute soak followed by a 4 minute wash and a single rinse on the highest water setting.

Pre-rinse only in cold / room temperature water to make sure stains do not set.




While the pre-rinse is happening, put **half a tablespoon** of Krya detergent into the Krya pouch. Tie a double knot and dip in a mug of water for the duration of the pre-rinse or 20 minutes.



Soaking Krya detergent in warm water helps extract the saponins faster.



After the pre-rinse, set the machine to a warm or cold water wash. Squeeze the Krya pouch well, and pour the Krya solution into the machine for the wash. Use the highest water setting available in the machine.



To conserve water and electricity, wash 2 days worth of diapers with this quantity of detergent and machine water setting - this will be roughly 10 - 12 diapers+ inserts



Rinse twice in the machine after the wash.



This is to ensure that all the soaked pee gets completely removed. If you are washing a load of night time diapers or if your child is a heavy wetter, consider rinsing thrice.



Line dry in the sun. If inserts or covers have stains, dry them flat in the sun.



The sun is a great anti bacterial agent and helps remove any lingering bacteria in your diapers and inserts.

If you want your inserts to stay soft and not get crunchy, let them dry slowly. Putting them to dry early in the morning and leaving them to dry until the evening should do the trick !

## Additional Notes



1. Do not skip the pre-rinse. This is critical to remove all the soaked pee so that your diapers get completely clean.
2. You can also pre-rinse manually by soaking the diapers and inserts in 2 - 3 buckets of plain water for a full load. Keep a large stick or a long wooden spatula for your diaper pre-rinse and use it to swirl the diapers in the bucket. *Agitation* and *water* helps remove all the soaked pee.
3. Different diaper covers have different temperature tolerance limits. Do not use a very hot water setting as this may damage the outer waterproof layer. Warm water is best.
4. Do not leave diapers for more than 3 days at a stretch without washing them. Ammonia can buildup in the inserts making them difficult to clean.
5. Smell the inserts and covers after the wash. They should smell neutral or clean and have no residual smell of pee or poop.

## Additional Notes



6. Do not use more than the recommended quantity of Krya detergent. MCDs do not need too much detergent to get clean, and an excess of detergent, if not rinsed out properly can cause build up.
7. If stains remain after drying , continue to use them, wash them and sun dry flat. The stains will get lighter with time. Stains on an insert or diaper cover does not mean that the MCD is dirty - it just means that the stain had time to set.
8. Consider having a large enough diaper stash so that you can keep rotating your MCDs. This will help them last longer.
9. Do not wash plain diaper covers (without fleece or suedecloth lining as seen in Flip and Bum Chum Cowboy) in the machine. A quick 5 minute soak in Krya detergent and water followed by a rinse, and sun drying is all they need.
10. It takes time to evolve your cloth diapering routine. Many families take their time to get it right. Keep trying - every disposable you save is a victory for the environment and your baby.

# Thank you for downloading our graphic guide to washing MCDs with **krya**<sup>TM</sup>

Krya Consumer Products LLP is India's first environmentally sustainable consumer products company. All our sustainable goodies are completely natural, minimally processed and vegan - we obviously never test on animals.

Krya natural detergent powder is made by minimally processing sun-ripened, hand picked, certified organic soapberries.

We add nothing else: no petroleum based surfactants, fragrances, colours, bleaches, enzymes or any other chemical additives.

This makes Krya detergent great for washing cloth diapers (and anything else that needs laundering).



Find out more at [www.krya.in](http://www.krya.in) or [www.facebook.com/kryagoodies](https://www.facebook.com/kryagoodies)



# Copyright information

This guide is licensed under a Creative Commons Attribution-NonCommercial-NoDerivs 3.0 Unported License.

Simply put you can share this with anyone you like without modifying it and / or charging for it.

